



Thank you!

I hope that you enjoy cross-stitching this pattern! If you have any questions, please don't hesitate to email me or find me on Twitter or Instagram. I love to see people working on the patterns I've made, so please feel free to tag me @craftinggeek on Twitter or Instagram or use #thecraftinggeek

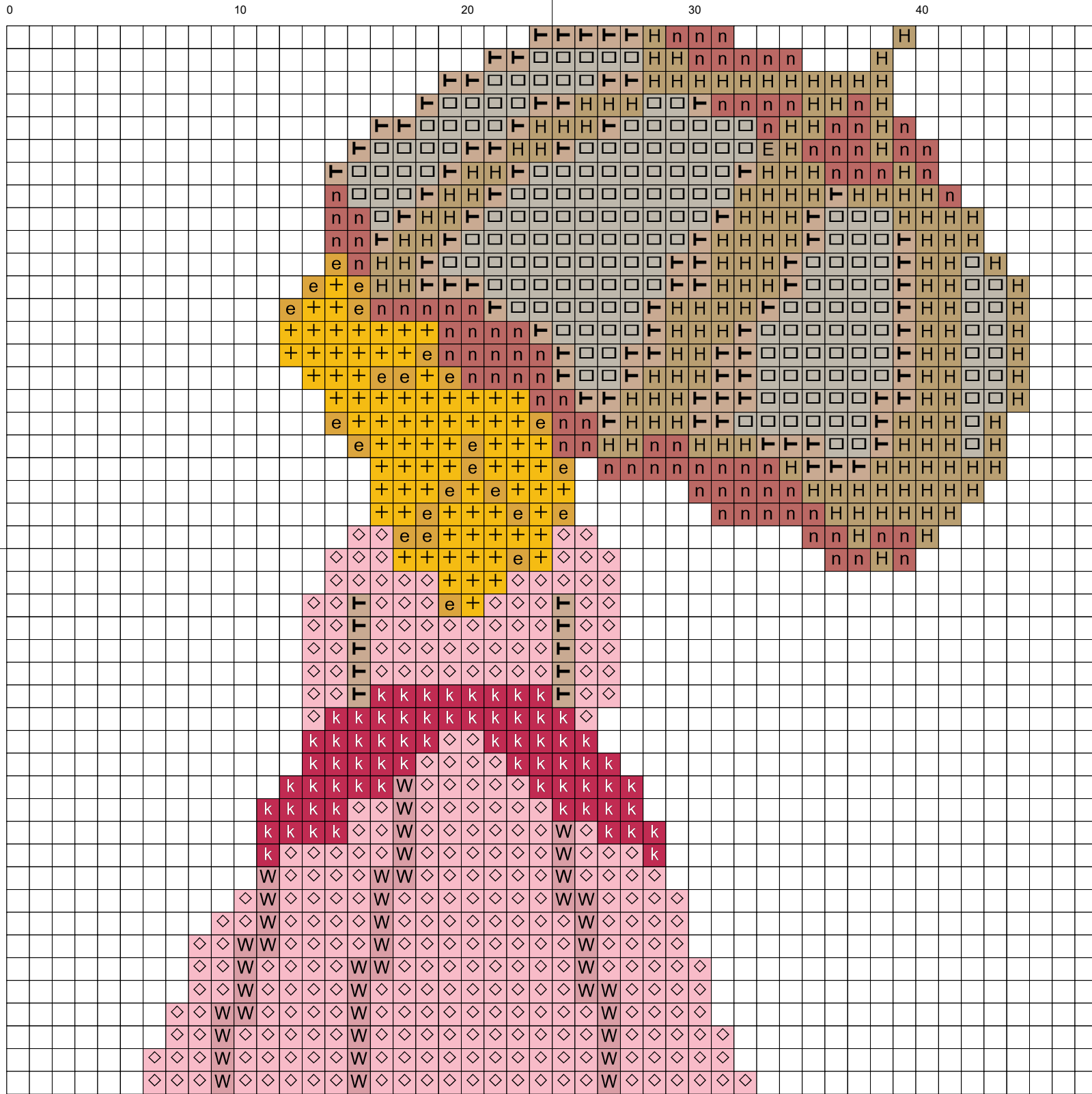
Happy Crafting!


The Basics

If you have downloaded this chart, I assume you know the basics of cross-stitching. If you are new to the craft or would like to have some pointers, let me point you in the direction of a tutorial I wrote on my blog. You can also find a lot of resources on YouTube if watching a video is more your style.

[How to Cross-Stitch in 4 Simple Steps](#)





◇  Maive - LT
3689, DMC threads
Length: 144 in

□  Brown Gray - VY LT
3024, DMC threads
Length: 85 in

⊕  Lemon - DK
444, DMC threads
Length: 37 in

⊥  Mocha Beige - LT
3864, DMC threads
Length: 46 in

E  Mocha Brown - LT
3782, DMC threads
Length: 1 in

H  Drab Brown - VY LT
613, DMC threads
Length: 71 in

W  Antique Mauve - LT
3727, DMC threads
Length: 19 in

e  Straw - DK
3820, DMC threads
Length: 11 in

k  Raspberry - DK
3831, DMC threads
Length: 31 in


n  Shell Pink - LT
223, DMC threads
Length: 39 in




▽  Snow White
5200, DMC threads
Length: 106 in

⋈  Tan - ULT VY LT
739, DMC threads
Length: 1 in

⋈  Lemon - DK
444, DMC threads
Length: 184 in

C  Mocha Beige - LT
3864, DMC threads
Length: 48 in

E  Brown Gray - VY LT
3024, DMC threads
Length: 52 in

F  Golden Brown - DK
975, DMC threads
Length: 16 in

G  Burnt Orange - DK
900, DMC threads
Length: 31 in

H  Tangerine - MED
741, DMC threads
Length: 25 in

I  Burnt Orange
947, DMC threads
Length: 70 in