



Thank you!


I hope that you enjoy cross-stitching this pattern! If you have any questions, please don't hesitate to email me or find me on Twitter or Instagram. I love to see people working on the patterns I've made, so please feel free to tag me @craftinggeek on Twitter or Instagram or use #thecraftinggeek


Happy Crafting!

The Basics

If you have downloaded this chart, I assume you know the basics of cross-stitching. If you are new to the craft or would like to have some pointers, let me point you in the direction of a tutorial I wrote on my blog. You can also find a lot of resources on YouTube if watching a video is more your style.

[How to Cross-Stitch in 4 Simple Steps](#)





◇  Antique Violet - DK
3740, DMC threads
Length: 541 in

□  Terra Cotta
3830, DMC threads
Length: 8 in


✕  Salmon - DK
3328, DMC threads
Length: 23 in

◀▶  Orange Spice - DK
720, DMC threads
Length: 155 in

A  Apricot - MED
3340, DMC threads
Length: 5 in

B  Orange Spice - MED
721, DMC threads
Length: 9 in

C  Burnt Orange
947, DMC threads
Length: 46 in

E  Off White
746, DMC threads
Length: 272 in