



## Thank you!

I hope that you enjoy cross-stitching this pattern! If you have any questions, please don't hesitate to email me or find me on Twitter or Instagram. I love to see people working on the patterns I've made, so please feel free to tag me @craftinggeek on Twitter or Instagram or use #thecraftinggeek

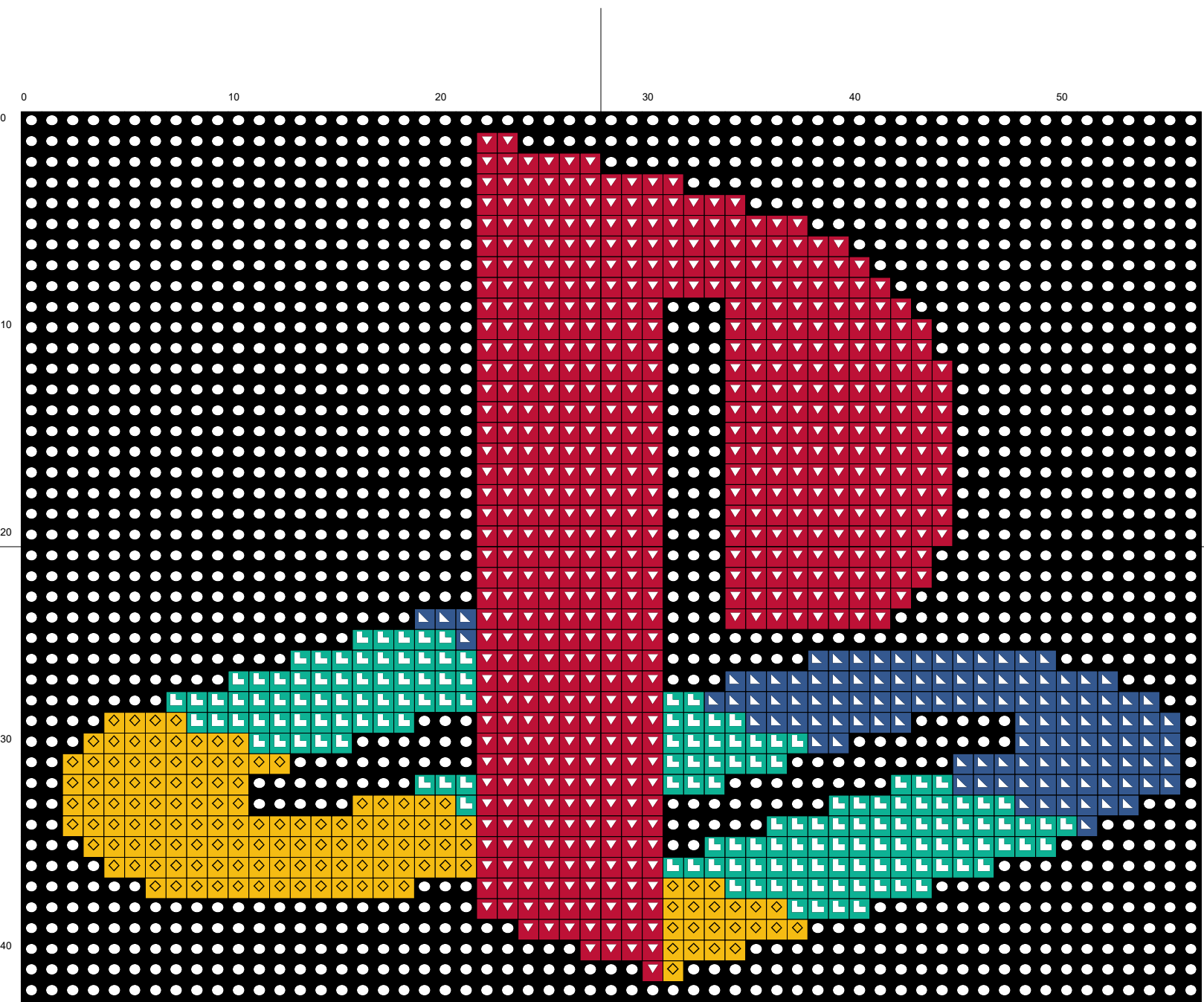
Happy Crafting!

## The Basics

If you have downloaded this chart, I assume you know the basics of cross-stitching. If you are new to the craft or would like to have some pointers, let me point you in the direction of a tutorial I wrote on my blog. You can also find a lot of resources on YouTube if watching a video is more your style.



[How to Cross-Stitch in 4 Simple Steps](#)





  Black  
310, DMC threads  
Length: 704 in

  Red  
321, DMC threads  
Length: 259 in

  Seagreen - DK  
958, DMC threads  
Length: 74 in

  Lemon - DK  
444, DMC threads  
Length: 64 in

  Blue - DK  
825, DMC threads  
Length: 52 in